


APM-22ES

SERVICE MANUAL



*AEP Model
UK Model
E Model*

SPECIFICATIONS

Speaker system: 2-way speaker system
Speaker units: Woofer: 290 cm² (45 in²), APM type
 Tweeter: 9 cm² (1.4 in²), APM type
Enclosure type: Bass reflex type
 Removable front grille
Finish: Grained vinyl of walnut, ebony or black vinyl
 (AEP, UK model)
 Grained vinyl of walnut (E model)
Volume: 34 liters
Nominal impedance: 6 ohms
Power handling capacity: Nominal 80 W DIN 45500
 Maximum 160 W DIN 45500

Sensitivity: 88 dB (1 W, 1 m)
 6.3 W (96 dB, 1 m) DIN 45500
Frequency range: 40 Hz–20,000 Hz
Crossover frequency: 2,000 Hz
Dimensions: Approx. 290 x 515 x 320 mm (w/h/d)
 (11¹/₂ x 20³/₈ x 12⁵/₈ inches)
Weight: including front grille
 Approx. 10.5 kg (23 lb 3 oz)
 net, including front grille
 (per speaker)
 AEK, UK model: Approx. 24.0 kg (52 lb 15 oz)
 in shipping carton
 (two speakers)
 E model: Approx. 14.0 kg (31 lb 14 oz)
 net, including front grille
 (per speaker)
 Approx. 31.0 kg (68 lb 6 oz)
 in shipping carton
 (two speakers)

MODEL IDENTIFICATIONS

— Specification Label —

SONY.	MODEL NO. APM-22ES
SPEAKER SYSTEM	
IMPEDANCE: 6 Ω	
POWER HANDLING CAPACITY: NOMINAL 80 W DIN MUSIC 160 W DIN	
SERIAL NO.	
<input type="text"/>	

AEP, UK model: MADE IN W. GERMANY
 E model: MADE IN JAPAN



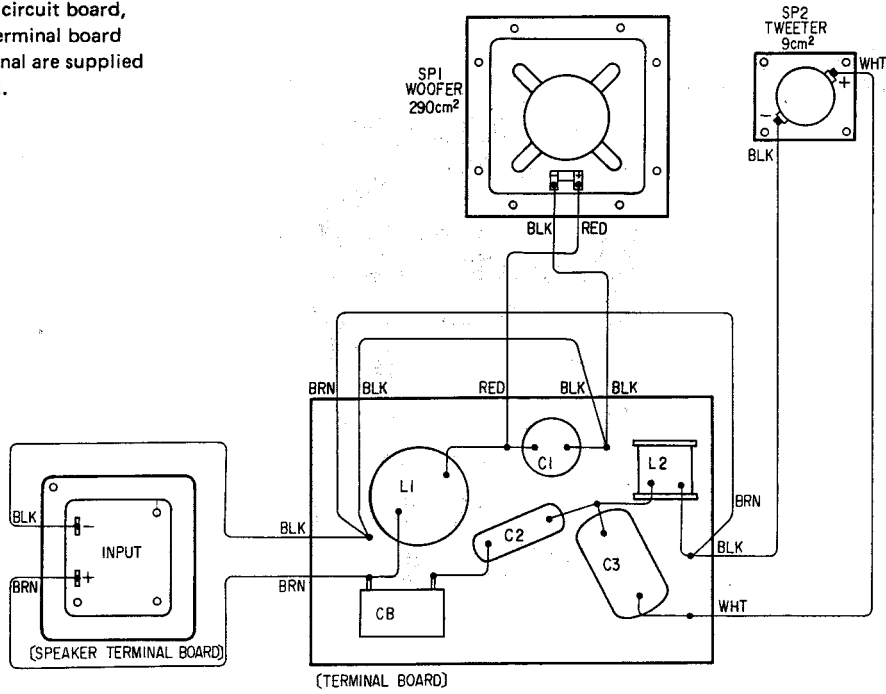
SPEAKER SYSTEM SONY®

AUD

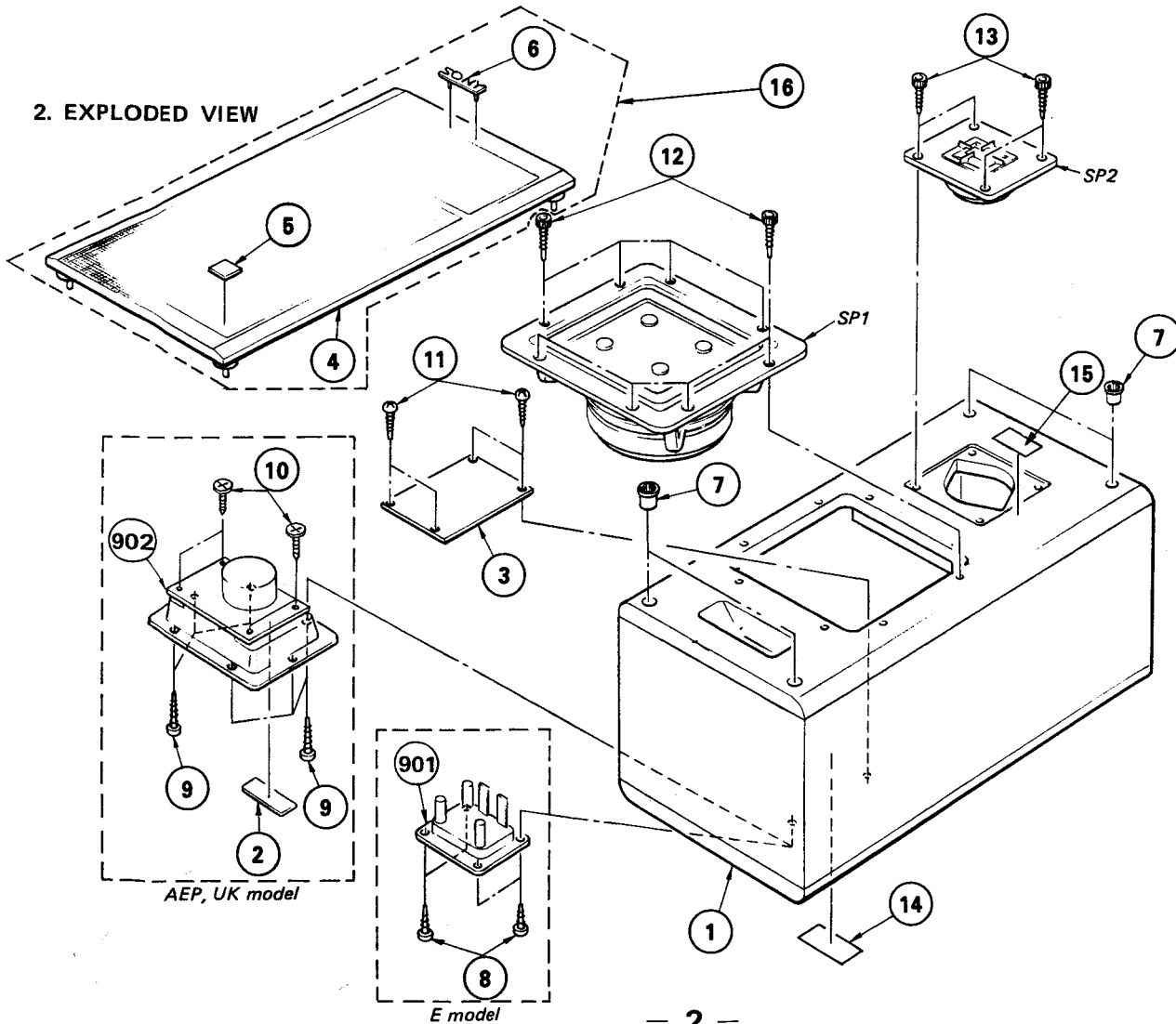
APM-22ES

1. WIRING DIAGRAM (E model)

Note: For AEP and UK model, complete circuit board, speaker terminal board and terminal are supplied as a block.



2. EXPLODED VIEW



3. PARTS LIST

(E model)

<u>GENERAL SECTION</u>		
<u>No.</u>	<u>Part No.</u>	<u>Description</u>
1	*X-4905-704-1	CABINET ASSY, SPEAKER
2	
3	*4-905-724-01	TERMINAL BOARD
4	X-4905-702-1	FRAME ASSY, GRILLE
5	4-905-701-01	EMBLEM, APM
6	3-548-973-00	EMBLEM, SONY
7	4-886-220-11	CATCHER
8	4-874-614-11	SCREW (4)(3.5X14), TAPPING
9	
10	
11	7-621-843-55	SCREW, WOOD +R 3.1X20
12	4-874-517-11	SCREW, TAPPING, HEXAGON HOLE
13	4-849-042-21	SCREW (A)(DIA. 5), TAPPING
14	*4-905-722-01	LABEL, MODEL NUMBER
15	4-905-718-11	EMBLEM, BAFFLE BOARD
16	

ACCESSORY & PACKING MATERIAL

<u>No.</u>	<u>Part No.</u>	<u>Description</u>
21	1-556-650-00	CORD, SPEAKER CONNECTION
22	3-701-020-00	BAG, CHECK SHEET
23	3-760-158-11	MANUAL, INSTRUCTION
24	*4-875-621-00	LABEL, CAUTION
25	4-905-714-01	INDIVIDUAL CARTON
26	4-905-716-01	BOARD, BOTTOM
27	4-905-717-01	PARTITION
28	4-866-415-00	BAG, PROTECTION
29	4-886-316-00	CUSHION

ELECTRICAL PARTS

<u>Ref.No.</u>	<u>Part No.</u>	<u>Description</u>
901	1-536-810-31	TERMINAL BOARD (SPEAKER)
902	
C1	1-124-620-00	CAP, ELECT (NONPOLAR)15MF 10% 50V
C2	1-136-310-00	CAP, POLYESTER FILM 6.8MF 10% 250V
C3	1-130-092-00	CAP, POLYESTEL FILM 10.0MF 10% 250V
CB	1-532-664-00	CIRCUIT BREAKER (1.25A)
L1	1-459-588-11	COIL, NETWORK (2.2MMH)
L2	*1-459-430-00	COIL, NETWORK (0.47MMH)
SP1	8-927-175-00	SPEAKER UNIT (WOOFER)
SP2	8-927-197-00	SPEAKER (TWEETER)

(AEK, UK model)

<u>GENERAL SECTION</u>		
<u>No.</u>	<u>Part No.</u>	<u>Description</u>
1	T-8150-144-A	(WALNUT)...BOX ASSY, SPEAKER
1	T-8150-145-A	(EBONY)...BOX ASSY, SPEAKER
1	T-8150-152-A	(BLACK)...BOX ASSY, SPEAKER
2	T-8150-408-1	LABEL, MODEL NUMBER
3	
4	
5	
6	
7	4-849-034-03	CATCHER
8	
9	6-020-111-20	TAPPING SCREW +RK 2, 9X13
10	4-874-614-11	SCREW (4)(3.5X14), TAPPING
11	
12	T-8150-475-1	HEXAGON HEAD SCREW 4.2X25
13	T-8150-475-1	HEXAGON HEAD SCREW 4.2X25
14	
15	

ACCESSORY & PACKING MATERIAL

<u>No.</u>	<u>Part No.</u>	<u>Description</u>
21	T-8150-472-1	MANUAL, INSTRUCTION

ELECTRICAL PARTS

<u>Ref.No.</u>	<u>Part No.</u>	<u>Description</u>
901	
902	T-8150-148-A	(WALNUT,EBONY)...NETWORK ASSY
902	T-8150-149-A	(BLACK)...NETWORK ASSY
SP1	8-927-175-00	SPEAKER (WOOFER)
SP2	8-927-177-00	(BLACK)...SPEAKER (TWEETER)
SP2	8-927-197-00	(WALNUT,EBONY)...SPEAKER (TWEETER)

NOTE:

Items marked " * " are not stocked since they are seldom required for routine service. Some delay should be anticipated when ordering these items.

CAPACITORS:
MF:µF, PF:µµF.