

Measurement report

Device under test: Morello tube amp

Date: 29/9-22

Author: Gustaf Orest

Mains voltage: 235 VAC

1. Gain and phase

Gain: 11.8 dB

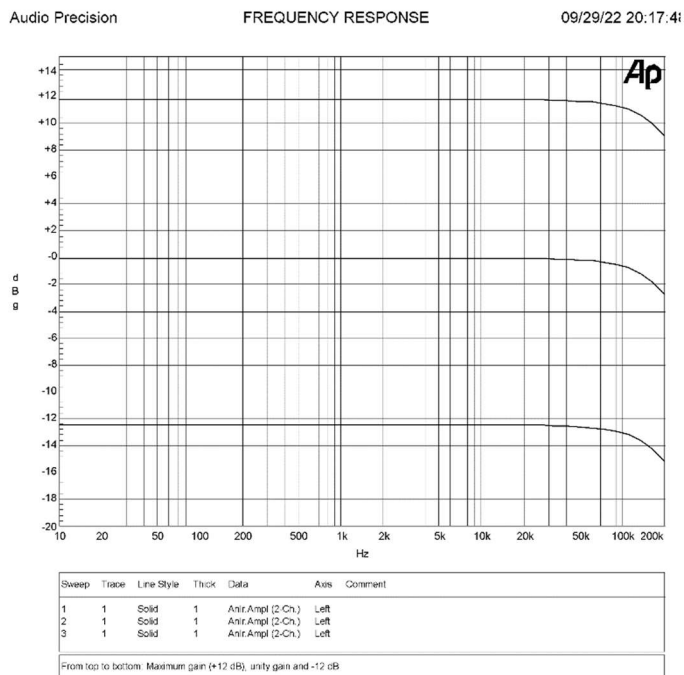
Phase: Non inverting from input to output

2. Input- and output impedance

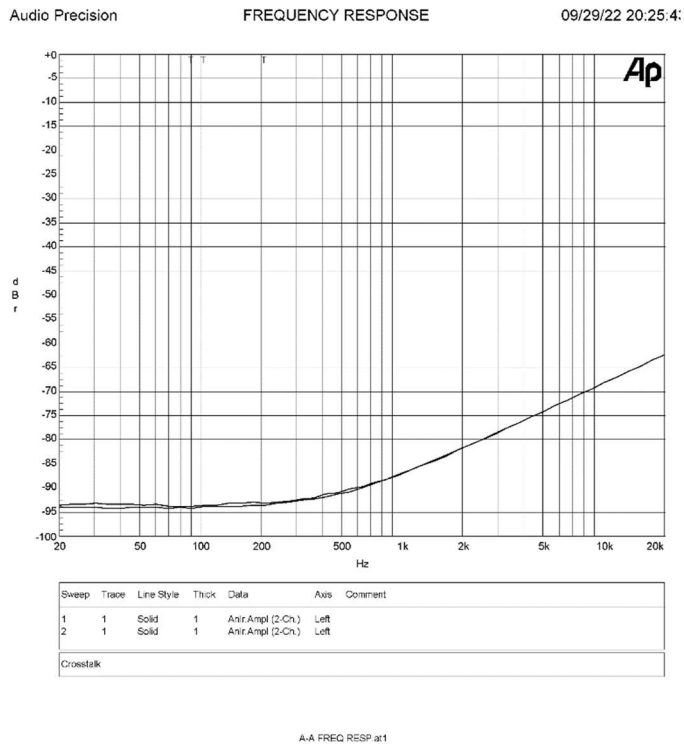
Zin vid 1 kHz: 10 kohms

Zut vid 1 kHz: 100 ohms

3. Frequency response (Zload=100 kohms)



4. Crosstalk (L-R and R-L)



5. Signal to noise ratio (rel. 1 Vrms)

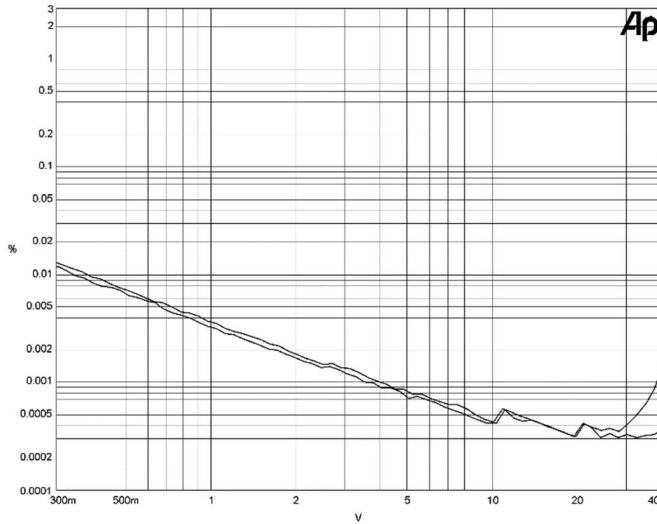
<10 Hz - >500 kHz: 82 dB

22 Hz – 22 kHz: 85 dB

A-weighted: 92 dBA

6. THD as a function of output level

Audio Precision THD+N Ampl vs AMPLITUDE 09/29/22 20:56:41



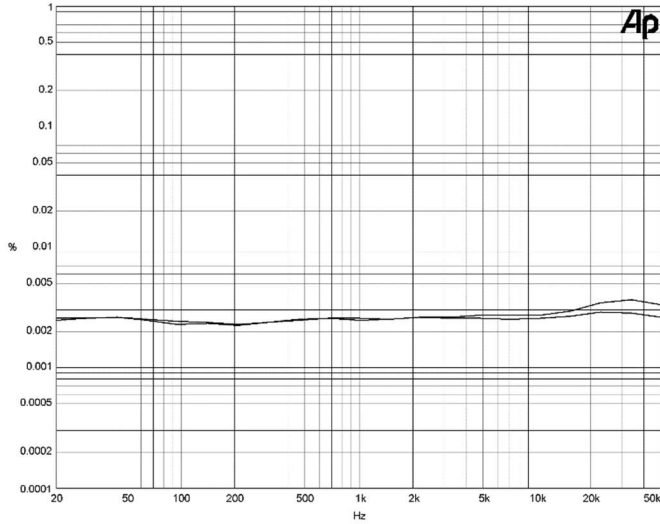
Sweep	Trace	Line Style	Thick	Data	Axis	Comment
1	1	Solid	1	Anr:THD+N Ratio	Left	
2	1	Solid	1	Anr:THD+N Ratio	Left	

From top to bottom at 40 V: 10 kohm and 100 kohm

THD-versus-power.at1

7. THD as a function of frequency (BW=80 kHz)

Audio Precision THD+N Ratio vs FREQUENCY 09/29/22 21:02:4



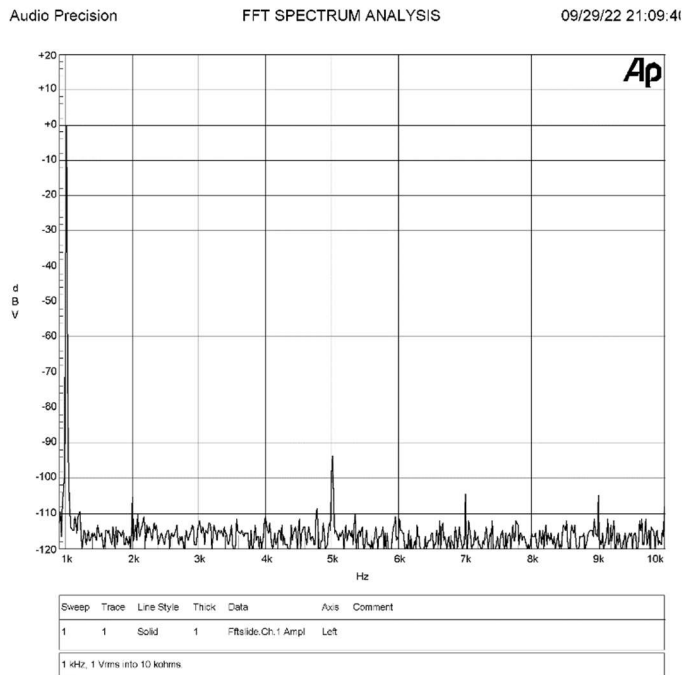
Sweep	Trace	Line Style	Thick	Data	Axis	Comment
1	1	Solid	1	Anr:THD+N Ratio	Left	
2	1	Solid	1	Anr:THD+N Ratio	Left	

From top to bottom at 50 kHz: 10 kohms and 100 kohms

A-A THD+N VS FREQ at 1

8. Spectrum (FFT) of 1kHz and 1 Vrms input signal

Neglect the fifth, seventh and ninth harmonic as those are due intrinsic distortion in the Audio precision system one audio analyzer used for the measurement.



A-A FFT.at1